





## Acrylic techniques...insects


Below is a four-week painting session focusing on insects but dealing with all kinds of painting and brush techniques. Classes are available in-studio on Monday afternoons (unless we're back in lockdown), by Zoom on Tuesday afternoons and again by Zoom on Wednesday evenings. I would prefer participants to sign up for all four classes but, if you're unable to do so, let me know and we'll work something out.

Cost for in-studio classes...\$25 plus HST with own supplies which comes to \$113.00 for 4 classes

...\$35 plus HST if using my supplies which comes to \$158.20 for 4 classes

Cost for Zoom classes...\$20 plus HST which comes to \$90.40 for four classes

Date	Techniques used	Supplies needed	Image
In studio: March 1 1-3 pm Zoom p.m. March 2 1-3 pm Zoom evening March 3 7-9 pm	Gradating background, Using mactac as resist, watery wash, image transfer, splatter, floating	Canvas...I used 12"x16" Paints: phthalo blue, quinacridone magenta, titanium white, Payne's grey, all your greens (we'll experiment to find the right one) Brushes: house painting brush, 1/2" flat, a fine tip brush Mactac or something similar	
In studio: March 8 1-3 pm Zoom p.m. March 9 1-3 pm Zoom evening March 10 7-9 pm	Impasto (textured), blended background	Canvas...12" x 16" approx.. Paints: greens, yellows, phthalo green, dioxazine purple, titanium white, quinacridone burnt orange Acrylic gel medium, heavy Brushes: 1/2 " flat, 1/4" flat, scriptliner, large house painting brush	

<p>In studio: March 15 1-3 pm  Zoom p.m. March 16 1-3 pm  Zoom evening March 17 7-9 pm (you're allowed to drink green beer)</p>	<p>Sanding to create texture, use of interference colours, use of scriptliner</p>	<p>Canvas...12" x 16" approx.  Paints: phthalo green, dioxazine purple, transparent red and yellow oxides, phthalo blue, white, an interference colour (I used green/orange), quinacridone bt. Orange, burnt sienna  Sandpaper  Brushes: : 1/2 " flat, 1/4" flat, scriptliner, large house painting brush  Plastic wrap</p>	
<p>In studio: March 22 1-3 pm  Zoom p.m. March 23 1-3 pm  Zoom evening March 24 7-9 pm</p>	<p>Use of transparent and interference colours, blended background, using the brush edge, splatter and scriptliner</p>	<p>Canvas:12 x 16" approx..  Paints: phthalo green, dioxazine purple, transparent red and yellow oxides, yellow ochre, titanium white, phthalo blue, dragon image on paper, scissors, toothbrush  Brushes: 1/2 " flat, 1/4" flat, scriptliner, large house painting brush</p>	